

# VIOLENCE AGAINST WOMEN IN Yarra

## - 2011/2012 INFORMATION & FACTS -

Yarra has a population of 74,090: of which 37,936 are women, and 17,544 are children and young people aged 24 years and under (9,096 female).<sup>1</sup>

According to the Family Violence Protection Act 2008, family violence is behaviour by a person towards a family member that is

**physically or sexually abusive;**  
**emotionally or psychologically abusive;**  
**economically abusive;** threatening;  
**coercive;** or in any other way controls or dominates the family member causing them to fear for their safety or wellbeing or that of another family member;  
**or behaviour by a person that causes a child to hear or witness, or otherwise be exposed to the effects of behaviour referred to above.**

<sup>1</sup> Australian Bureau of Statistics (2011) Basic Community Profile, Banyule (LGA) B01a.  
[www.abs.gov.au/websitedbs/censushome.nsf/home/communityprofiles?opendocument&navpos=230](http://www.abs.gov.au/websitedbs/censushome.nsf/home/communityprofiles?opendocument&navpos=230) (Accessed 23/1/2013)

violence against women is **serious,**  
**prevalent** and **preventable.**



## FAMILY VIOLENCE IN YARRA

This fact sheet presents comparable statistics of family violence in the Local Government Areas (LGAs) of the Northern Metropolitan Region (NMR)<sup>2</sup> obtained from Victoria Police records of reported incidents during 2011 - 2012.

Many women experiencing family violence do not report this to the police; therefore, the LGA figures from Victoria Police are likely to underestimate the extent of the problem.

### YARRA FAMILY VIOLENCE REPORTED INCIDENTS FOR 2011-2012:

- the total number of reported incidents was 591;
- this is a rate of 748 per 100,000 population compared to 938.8<sup>3</sup> per 100,000 for the NMR and 910.3 per 100,000 for Victoria;<sup>4</sup>
- the total number of reported incidents in the NMR was 8063, and 50,382 in Victoria;
- on average, 11 incidents of family violence are reported to police every week;
- females (78%) are the majority of victims;
- males (74%) are the majority of perpetrators;
- 76% of victimised women were aged between 15 and 44 years; and
- Children were present at 151 reported incidents (26%) – a rate of 193.6 per 100,000 compared to 329.9 in Victoria.<sup>5</sup>
- Charges were laid in 213 cases, giving a rate of 269.6 per 100,000 (316.7 in Victoria). A combined total of 150 Family Violence Intervention Orders (IVOs) and Family Violence Safety Notices (FVSNs) were issued, giving a rate of 189.9 per 100,000 (234.7 in Victoria).<sup>6</sup>

Although the proportion of male victims and female perpetrators of family violence seem to correspond, it is incorrect to assume that this represents males victimised by their female partners as:<sup>7</sup>

- the definition of family violence as broader than intimate-partner violence including a range of relationships such as elder, father-to-son, and mother-in-law to daughter-in-law abuse; and
- where women do perpetrate violence against their intimate partner, the violence is not an equal violence.<sup>8</sup>

When Victoria Police family violence statistics are limited to 'intimate partner violence',<sup>9</sup> in four of every five incidents, the perpetrator is male and the victim female. In 2011-12 in the NMR, 8,914 persons were involved in intimate partner violence. Approximately half, 4,442, were recorded as the Affected Family Member (AFM), of whom 82% were female. The other half, 4,419, were recorded as the 'Other party' (or perpetrator) and 83% of these were male.

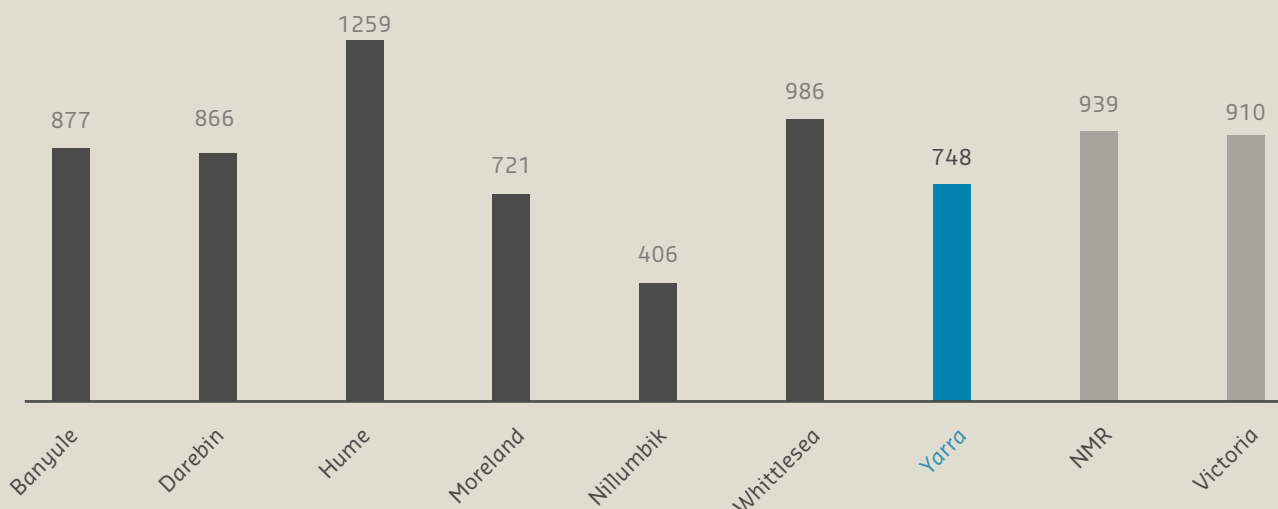
In Yarra, 294 males were perpetrators (823%) and 293 females were victims (82%). Where Yarra victims reported they were fearful or very fearful, 88% (198) were female.



**Northern Integrated Family Violence Services (NIFVS)** ultimately aims to ensure that women and children experiencing violence receive the best possible responses and services from all agencies in the northern region. The NIFVS partnership works to lead and coordinate the changes to family violence services in the northern region. It aims to strengthen and resource the response of a variety of sectors to family violence.

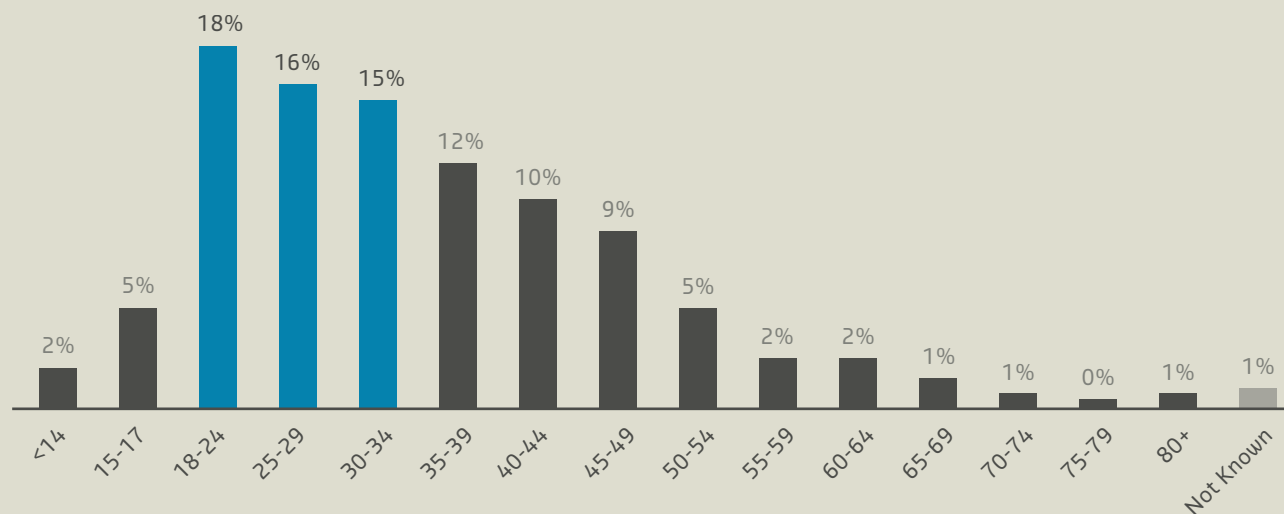
## 2011-12 FAMILY VIOLENCE REPORTED INCIDENTS

NMR - RATE PER 100,000



Source: Victoria Police Law Enforcement Assistance Program Database

YARRA- FEMALE VICTIMS BY AGE



Source: Victoria Police Law Enforcement Assistance Program Database.

- The Northern Metropolitan Region (NMR) covers seven local government areas: Banyule, Darebin, Hume, Moreland, Nilfumbik, Whittlesea and Yarra.
- As the Northern Metropolitan Region (NMR) does not correlate with VicPol's North West Metro region, the NMR rates have been calculated on totals of the seven LGA populations obtained from the ABS 2011 Census as cited in Endnote 1.
- Victoria Police (2012) Family Incident Reports - 2007/08 to 2011/12. [www.police.vic.gov.au/content.asp?a=internetBridgingPage&Media\\_ID=72311](http://www.police.vic.gov.au/content.asp?a=internetBridgingPage&Media_ID=72311) (Accessed 23/1/2013)
- Victoria Police (2012) Family Incident Reports - 2007/08 to 2011/12. [www.police.vic.gov.au/content.asp?a=internetBridgingPage&Media\\_ID=72311](http://www.police.vic.gov.au/content.asp?a=internetBridgingPage&Media_ID=72311) (Accessed 23/1/2013)
- Victoria Police (2012) Family Incident Reports - 2007/08 to 2011/12. [www.police.vic.gov.au/content.asp?a=internetBridgingPage&Media\\_ID=72311](http://www.police.vic.gov.au/content.asp?a=internetBridgingPage&Media_ID=72311) (Accessed 23/1/2013)
- VicHealth (2011) 'Preventing violence against women in Australia: Research summary'. Carlton South: VicHealth. p. 3.
- There are very few indications that women subject their male partners to the same level of severe, continuing and escalating violence as that which men perpetrate against their female partners. World Health Organisation, World Health Report on Violence and Health. Geneva: WHO.
- 'Intimate partner' defined by Victoria Police in purchased statistics, 21/12/2012, as 'persons with a relationship: married, defacto, separated, divorced or boyfriend/girlfriend'.
- (Accessed 23/1/2013)

## SEXUAL ASSAULT IN YARRA 2011-2012

Police records of sexual assault offences are another measure of the extent of violence against women. As with family violence, recorded offences are likely to underestimate the extent of the problem. Sexual assault data is collected under headings of 'rape' and 'sex (non-rape)' (all other forms of sexual assault).

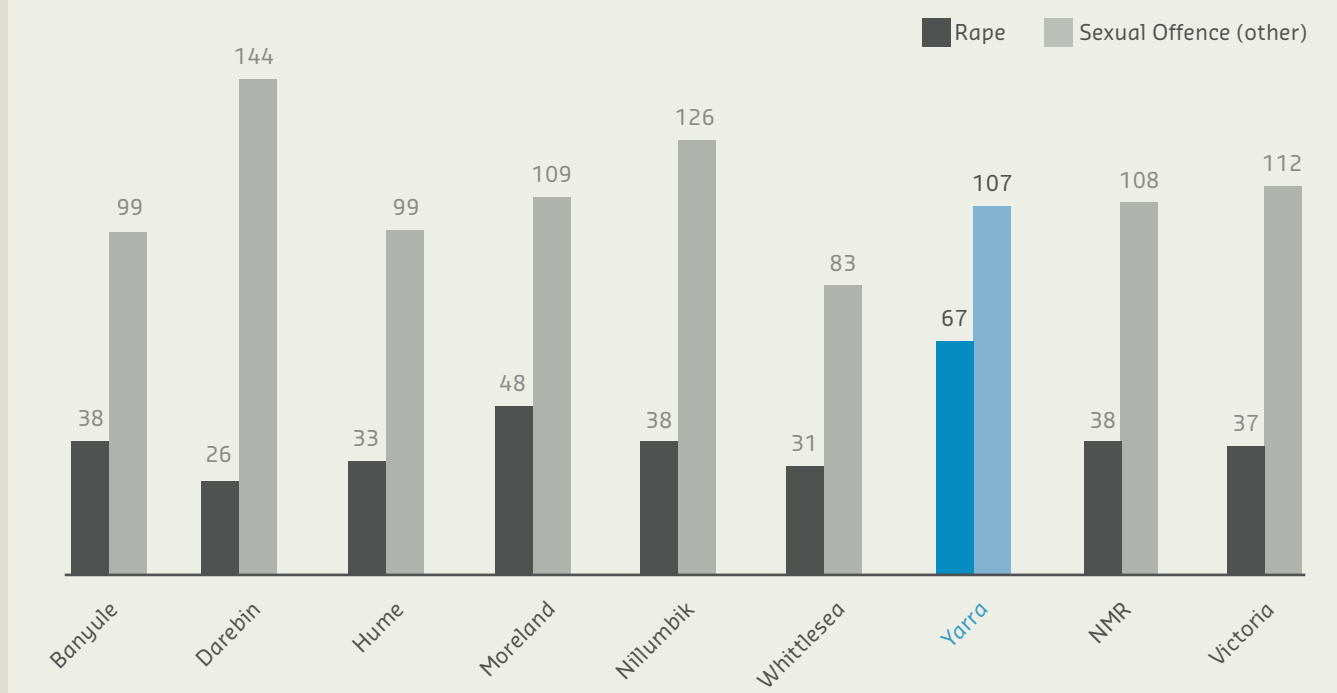
- On average, 2.5 sexual assault offences are recorded by police every week.
- Females (84%) are the majority of victims.
- 79% of female victims are aged less than 35 years.
- Males comprise 94% of alleged offenders.

### YARRA SEXUAL ASSAULT RECORDED OFFENCES 2011-2012

- 50 rapes - this is a rate of 67.5 per 100,000 population, compared to 38.2 per 100,000 for the NMR and 36.7 for Victoria;
- 79 other sexual assaults - this is a rate of 106.6 per 100,000 population, 107.6 per 100,000 for the NMR and 112.4 for Victoria;
- the total number of recorded offences for sexual assault 'rape' in the NMR was 328, and 2,044 in Victoria; and
- the total number of recorded offences for sexual assault 'other' in the NMR was 924, and 6,264 in Victoria.

## 2011-2012 SEXUAL ASSAULT (RAPE) & SEXUAL ASSAULT (OTHER) RECORDED OFFENCES

### NMR - RATE PER 100,000



Source: Victoria Police Law Enforcement Assistance Program Database. Data extracted from LEAP on 21 December, 2012. Produced by Corporate Statistics, Victoria Police.



#### Women's Health In the North (WHIN)

680 High Street, Thornbury, Victoria 3071, Australia

Phone: 03 9484 1666 Fax: 03 9484 1844 Email: [info@whin.org.au](mailto:info@whin.org.au)

Web: [www.whin.org.au](http://www.whin.org.au) [twitter.com/#!/whinwomen](https://twitter.com/#!/whinwomen) [www.facebook.com/whinmelbourne](https://www.facebook.com/whinmelbourne)

Reg. No. A0026656G ABN 72418921651