









1. How well organised was the event?

		Response Percent	Response Count
Extremely organised		42.9%	9
Very organised		57.1%	12
Moderately organised		0.0%	0
Slightly organised		0.0%	0
Not at all organised		0.0%	0
answered question			21
skipped question			0




2. How useful to your practice was the information presented at the forum?

		Response Percent	Response Count
Extremely useful		23.8%	5
Very useful		52.4%	11
Moderately useful		23.8%	5
Slightly useful		0.0%	0
Not at all useful		0.0%	0
Comment			3
answered question			21
skipped question			0



3. How would you rate the introduction to the Forum provided by Donna Bennett - Chair of the NWHN?

		Response Percent	Response Count
Highly Valuable		23.8%	5
Valuable		71.4%	15
Not Valuable		4.8%	1
answered question			21
skipped question			0




4. How would you rate the information provided by George Hatvani in regards to the NW LASN Client Feedback Working Group?

		Response Percent	Response Count
Highly Valuable		47.6%	10
Valuable		47.6%	10
Not Valuable		4.8%	1
Other comments?			4
answered question			21
skipped question			0





5. How would you rate the information provided by Ian Gough in regards to Consumer Programs at CHP?

		Response Percent	Response Count
Highly Valuable		28.6%	6
Valuable		71.4%	15
Not Valuable		0.0%	0
Other comments?			4
answered question			21
skipped question			0




6. How would you rate the information provided by Vicky Vacondiois in regards to the PESP Program at CHP?

		Response Percent	Response Count
Highly Valuable		57.1%	12
Valuable		38.1%	8
Not Valuable		4.8%	1
Other comments?			6
answered question			21
skipped question			0




7. How comfortable did you feel asking questions at the forum?

		Response Percent	Response Count
Extremely comfortable		14.3%	3
Very comfortable		57.1%	12
Moderately comfortable		14.3%	3
Slightly comfortable		14.3%	3
Not at all comfortable		0.0%	0
	Why?		4
	answered question		21
	skipped question		0

8. How would rate NWHN Coordinators as Facilitators/Organisers of the Forum?

		Response Percent	Response Count
Excellent		61.9%	13
Very Good		33.3%	7
Good		4.8%	1
Not Good		0.0%	0
Poor		0.0%	0
	Other comments?		2
	answered question		21
	skipped question		0

9. How would you rate the Workshop session?

		Response Percent	Response Count
Highly Valuable		43.8%	7
Valuable		50.0%	8
Not Valuable		6.3%	1
	Other comments?		9
	answered question		16
	skipped question		5

10. If you did not find the Workshop session valuable, can you suggest ways we could improve it?

	Response Count
	0
answered question	0
skipped question	21






11. Did the NWHN Coordinators allow too much time for discussion, too little time, or about the right amount of time?

		Response Percent	Response Count
Much too much		0.0%	0
Somewhat too much		0.0%	0
Slightly too much		0.0%	0
About the right amount		90.5%	19
Slightly too little		9.5%	2
Somewhat too little		0.0%	0
Much too little		0.0%	0
	Other comments?		2
answered question			21
skipped question			0




12. Was the forum better than what you expected, worse than what you expected, or about what you expected?

		Response Percent	Response Count
Much better		19.0%	4
Somewhat better		19.0%	4
Slightly better		23.8%	5
About what was expected		33.3%	7
Slightly worse		4.8%	1
Somewhat worse		0.0%	0
Much worse		0.0%	0
	Other comment?		2
answered question			21
skipped question			0




13. Overall, were you satisfied with the Forum, neither satisfied nor dissatisfied with it, or dissatisfied with it?

		Response Percent	Response Count
Extremely satisfied		42.9%	9
Moderately satisfied		38.1%	8
Slightly satisfied		9.5%	2
Neither satisfied nor dissatisfied		4.8%	1
Slightly dissatisfied		0.0%	0
Moderately dissatisfied		0.0%	0
Extremely dissatisfied		4.8%	1
	Other comment?		0
		answered question	21
		skipped question	0




14. Where in the room were you sitting?

		Response Percent	Response Count
Front		23.8%	5
Middle		42.9%	9
Back		33.3%	7
		answered question	21
		skipped question	0

15. How well could you hear the presenters?

		Response Percent	Response Count
Very well		71.4%	15
Well		19.0%	4
Had some difficulty		9.5%	2
	Other comments?		1
answered question			21
skipped question			0




16. How satisfied were you with the venue (location; parking; heating) and the catering?

		Response Percent	Response Count
Extremely satisfied		66.7%	14
Moderately satisfied		28.6%	6
Slightly satisfied		0.0%	0
Neither satisfied nor dissatisfied		0.0%	0
Slightly dissatisfied		0.0%	0
Moderately dissatisfied		4.8%	1
Extremely dissatisfied		0.0%	0
	Other comments?		3
answered question			21
skipped question			0

17. What did you value most about this forum?

	Response Count
	17
answered question	17
skipped question	4

18. Please list your top 3 areas of interest / topics for future NWHN Regional Forums?

		Response Percent	Response Count
1.		84.6%	11
2.		61.5%	8
3.		61.5%	8
	answered question		13
	skipped question		8

19. Any other comments?

	Response Count
	9
answered question	9
skipped question	12